



2605 East 25th Street  
Indianapolis, IN 46218



phone: (317) 637-3776  
fax: (317) 637-4989



[www.ednamartincc.org](http://www.ednamartincc.org)



EDNA MARTIN  
CHRISTIAN CENTER

## OUR BOARD MEMBERS

### JAY GESHAY, PRESIDENT

Chief Strategy Officer, Bosma  
Enterprises

### RICHARD BRAY, VICE PRESIDENT

Community Partnership  
Manager, IUPUI

### CRYSTAL HART, SECRETARY

Owner, Boyd Pinegar and  
Associates PC

### RODNEY BURNS, DIRECTOR OF YOUTH MINISTRIES

Grace Memorial Missionary  
Baptist Church

### PATRICIA CONNER, ENTREPRENEUR

Mount Zion Baptist Church

### VICKIE FRANKLIN

EMCC Senior Angel

### THAKENA HOGUE

Attorney, The Magi Group

### ZACH KUBLY, DIRECTOR

Katz, Sapper & Miller

### RONALDA MINNIS, SUPPLIER DIVERSITY MANAGER

Diversity Ambassador

### MIKE MORGAN ETHICS & COMPLIANCE OFFICER

Corteva Agriscience

### ANDREW SEIBERT, EXECUTIVE DIRECTOR

KIPP Indy Public Schools

### KATIE TUCKER, NURSING PROFESSOR

Marian University

### BERNICE VALENTINE- WATTS QA CONSULTANT & AUDITOR

Eli Lilly and Company

## EX OFFICIO MEMBERS:

### BEVERLY ALLEGRETTI, NATIONAL LIAISON

American Baptist Churches USA

### BARATO BRITT, PRESIDENT & CEO

Edna Martin Christian Center

### VALORIE COLE, INDIANA STATE PRESIDENT

American Baptist Women's  
Ministries

### JOAN FRIESEN, EXECUTIVE MINISTER

American Baptist Churches of  
Greater Indianapolis

### MARK THOMPSON, EXECUTIVE MINISTER

American Baptist Churches of  
Indiana & Kentucky

# 2020 ANNUAL REPORT

*"She met no strangers, only neighbors"*  
Sister of the Solid Rock (pg. 57)







# TABLE OF CONTENTS

*The Table of Contents for the Edna Martin Christian Center's annual report provides a comprehensive overview of our activities and impact. Key sections include Youth Development, Family Support, Health and Wellness, Community Engagement, Housing Assistance, Senior Services, and Financial Overview. Each section details our programs, accomplishments, and the positive outcomes achieved in the Martindale-Brightwood community.*

## 01

### INTRODUCTION

Quick welcome, summary page and explanation of our core values and beliefs

## 03

### VITAL STATISTICS

Important outcomes from Edna Martin's core programs

## 05

### HIGHLIGHTS

In 2022, Edna Martin Christian Center made significant strides in supporting the Martindale-Brightwood community

## 07

### SUPPORT

Explore the critical funding that enables our work

## 09

### EXPENSES

How were our funds utilized? A simple diagram to visualize the money spent

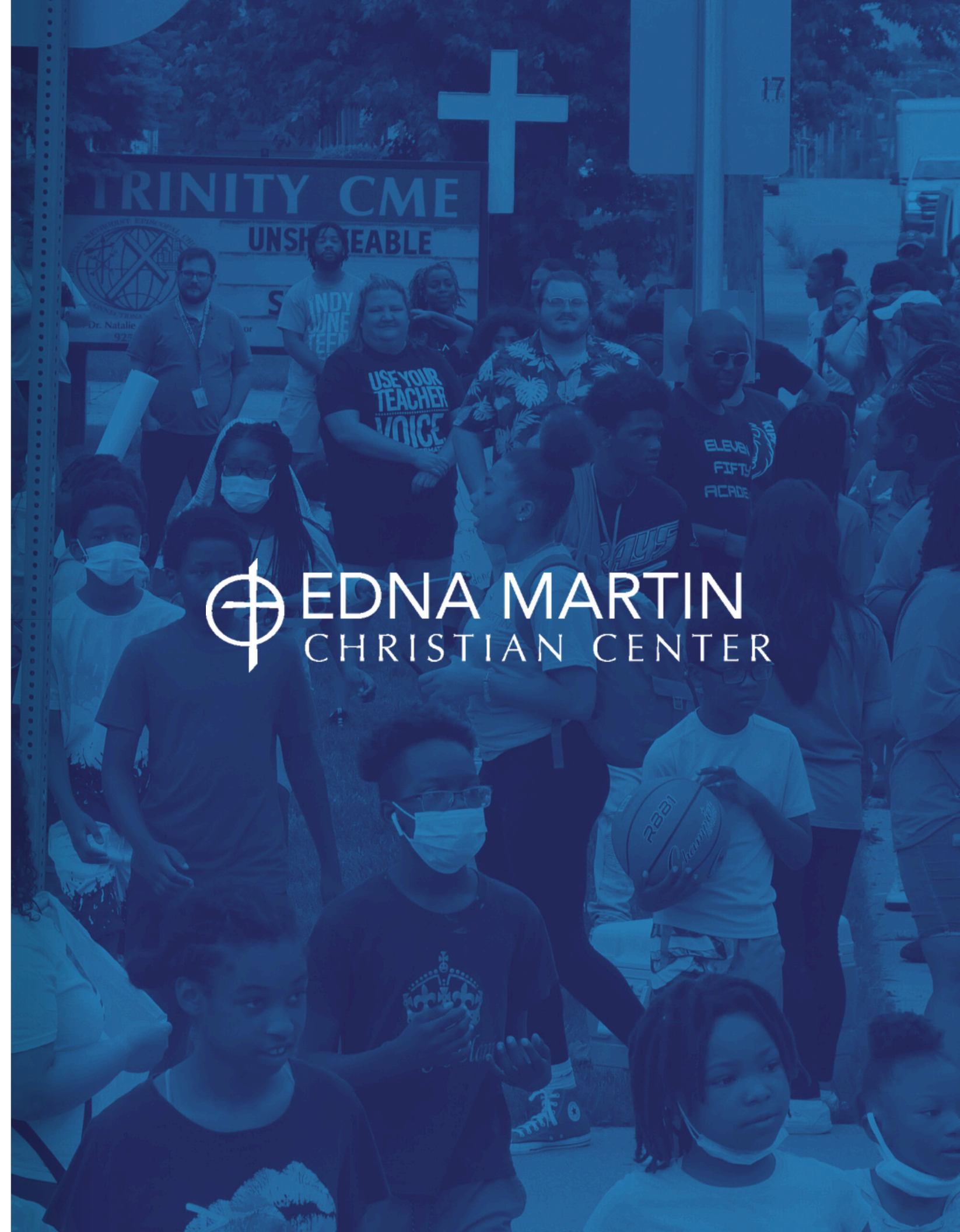
## 11

### STATEMENTS

The full combined statements of activities



EDNA MARTIN  
CHRISTIAN CENTER







# 2022 EMCC INTRODUCTION

# 2



## MISSION STATEMENT

To invest in the lives of all in Martindale-Brightwood and surrounding neighborhoods through community-driven opportunities that foster stability, growth, and a vision of hope.



## OUR VISION

Peaceful, connected, and thriving neighborhoods where all live, learn, work, worship, and play.

## AN UNFORGETTABLE YEAR! AT EDNA MARTIN CHRISTIAN CENTER

# 2022

## WHAT WERE THE HIGHLIGHTS?

In 2022, Edna Martin Christian Center (EMCC) celebrated community, unity, and growth through events like our Juneteenth Peace Walk and the launch of the "Get The B.A.G." podcast. Our Performing Arts Ministry enriched local churches, and our Thanksgiving and Christmas initiatives provided meals and gifts to hundreds. For more details, see pages 5 - 8.



## DIVERSITY STATEMENT

Edna Martin Christian Center fosters an inclusive environment where individual differences are valued. We promote diversity and cultural competency, recognizing and respecting each person's unique qualities, including race, gender, beliefs, and abilities. Our actions reflect our commitment to acceptance and respect.



## CORE VALUES

Faith, Servant Leadership, Equity, Community, Collaboration, and Integrity



# VITAL STATISTICS

Important outcomes from Edna Martin's core programs



## CHILDCARE MINISTRY

- 24 young children enrolled in Edna Martin Childcare Ministry (ages 6 weeks–2 years)
- 42 children enrolled in the Leadership & Legacy Pre-school (ages 3–5 years)
- 14 ECE students graduate kindergarten-ready



## MARTINDALE BRIGHTWOOD EDUCATION ZONE

- 265 Enrolled families have received supportive services
- 156 Parents/caregivers have increased participation in children's learning activities
- 161 families have achieved a goal
- 165 families have attended a social capital event, family engagement event, or community event



## YOUTH PROGRAM

- 103 regularly attending students in grades K-12 were served in high quality OST programs; regularly attending students are defined by those who have attending programming for at least 60 days between January 1 and December 31
- 95 students indicated that they have increased their knowledge of civic responsibility by participating in service learning, as evidenced by semester-end student surveys
- 115 students demonstrated increased pro-social behaviors (working well in groups, getting along with others who are different than them, and listening to others' ideas), as evidenced by semester-end student surveys
- 103 regularly attending students successfully transitioned from their 2021-22 school grade to the next appropriate grade



## SENIOR ANGELS

- 54 seniors engaged in quality of life-affirming activities leading to social capital development
- 62 seniors received regular wellness checks
- 23 attended a Thanksgiving Dinner
- 27 attendees and nine shut-in Angels received Christmas gifts provided by staff, partner, and board-member donations.
- 150 received prepared meals, congregate meals, pantry bags, and commodities
- 65 seniors (on average) attend BINGO
- 4 Seniors contributed to community goals through activities designed to utilize their leadership skills



## COMMUNITY SERVICES

- 2,117 residents accessing food resources
- 170,815 pounds of food were distributed
- 3,376 residents accessing financial barrier-removal supports
- A total of \$12,243,917 in barrier removal assistance was provided.



## COMMUNITY SOLUTIONS AND ENTREPRENEURSHIP CENTER

- 62 new participants enrolled
- 45 new businesses were registered with the State
- 8 participants received business start-up funds (loans, grants)
- 52 participants developed a business plan and pitch
- 12 participants received business resources (accounting software, etc.)



## YES PROGRAM

- 59 new enrollments in YES program
- 28 members achieving employment
- 11 members maintaining employment for 90 days or more
- 18 members achieving a certificate
- 1 member achieving an HSE



## CAREER EDUCATION AND TRAINING ACADEMY / CENTER FOR WORKING FAMILIES

- 75 members achieving employment
- 66 members achieving education goal
- 19 members increasing income
- 248 members increasing net worth
- 255 members increasing credit score





## EDNA MARTIN HIGHLIGHTS

*In 2022, Edna Martin Christian Center made significant strides in supporting the Martindale-Brightwood community.*

### CHRISTMAS

Our annual Christmas Store was held on December 17, 2022, and we were able to host 60 parents in two hours. Parents involved in our programs were prescreened, came by appointment, shopped one at a time, and each had one of our personal-shopper volunteers to assist them.

Parents were able to pick several gifts for each child, and the amount of gifts each parent could choose was based on income and the number and age of children represented. There were plenty of volunteers available to wrap the gifts, and there were plenty of cookies and hot chocolate for everyone.

### THANKSGIVING

For the seventh year in a row, the Indianapolis Colts picked EMCC as a host site for a Horseshoe Helpings Distribution. On Tuesday, November 22, the team brought groceries, and team members prepared and gave out a hundred ready-to-prepare baskets, complete with a turkey, stuffing, mashed potatoes, cranberry sauce, green beans, corn, and a pumpkin pie—including recipes and preparation instructions. Each basket was worth more than \$75. This year, the effort was led by MVP Running Back Johnathan Taylor. He was joined by Deon Jackson, D'vonte Price, Jordan Wilkins, Jake Funk, and a number of other players. Thanks, Colts!

At the same time, EMCC held our annual Thanksgiving at our main campus, and for the third year, it was a drive-through event. The vehicles moved smoothly through the line as we served nearly 500 hot, ready-to-eat meals. We hope to resume sit-down holiday meals indoors next year, even though we're getting pretty good at this drive-through thing. Thanks to the many who helped, including our friends from First Baptist Church of Indianapolis, who provided and cooked the food, brought many volunteers, helped clean-up, and have done all this for many, many Thanksgivings. Thanks to the Sigma Gamma Rho Sorority who also have volunteered here for many years, assisting wherever they are needed.



### OUR FIRST PODCAST


Our Community Solutions and Entrepreneurship Center launched a podcast in 2022. Named Get The B.A.G., the podcast features influential African Americans—many of them successful business owners—from around the city. B.A.G. stands for Business Assets and Gains. Season 1 offered 15 podcasts, each between 17 and 30 minutes long. Season 2 will go into production in mid-2023.

### LET THERE BE PEACE ON EARTH

EMCC celebrated Juneteenth, 2022, with our third annual Community Peace Walk. The rain stayed away, as about 150 people walked the mile-long route along streets around Martindale-Brightwood. Many of the kids carried posters, and all arrived back safely to enjoy music, food, and community resources at our Leadership & Legacy Campus. May God grant us peace indeed.

### PRAISE HIM WITH DANCE

Under the leadership of EMCC Outreach and Engagement Coordinator Trina Boyd, our Leadership & Legacy Performing Arts Ministry performed at many churches in 2022, merging faith, skill, and artistic expression through Praise Dance.







## WHERE DOES THE **SUPPORT** COME FROM?

Our ministry is supported by a diverse array of individuals, local communities, and national organizations. From neighbors to nationwide funders, their valued contributions reflect their belief in our mission and dedication to our work. On the right is a simple visualization of where a percentage of our money goes!

**0.004%**

UNITED WAY  
DESIGNATIONS AND  
ALLOCATIONS

**1.32%**

INVESTMENT INCOME

**4.20%**

FISCAL AGENT FEES

**2.20%**

CONTRIBUTIONS

**0.06%**

FUNDRAISING EVENTS

**0.01%**

RENT & OTHER INCOME


**13.31%**

PROGRAM FEES,  
SUBSIDIES, CHILDCARE

**78.91%**

GRANTS





## WHERE DOES THE MONEY ALL GO?

In 2022, 50.06% of our funds were allocated to Program Services. How does that measure up? According to Charity Navigator, BBB Wise Giving Alliance, Consumer Reports, GiveWell, and Charity Watch, it is recommended that at least 60–65% of contributions go directly to program services. Charities are considered "A+" or "efficient" if 75% or more of their funds are directed towards programs.



**50.06%**  
**PROGRAM SERVICES**

Edna Martin Christian Center provides a range of services including youth development, family support, health and wellness programs, community engagement activities, housing assistance, senior services, and special initiatives as needed. These services aim to uplift and empower the Martindale-Brightwood community in Indianapolis.

**49.94%**  
**MANAGEMENT & GENERAL**

The higher allocation towards management and general expenses (49.94%) in the annual report reflects necessary costs like staff salaries and facility maintenance crucial for operational efficiency and supporting program delivery at Edna Martin Christian Center.





# COMBINED STATEMENT OF ACTIVITIES

Edna Martin Christian Center's Statement of Activities highlights our efforts in youth development, family support, health and wellness, community engagement, housing assistance, and senior services. Our investments in essential operational costs ensure effective program delivery, empowering and enriching the lives of those we serve.



Edna Martin Christian Center's financial statements are audited by CliftonLarsonAllen LLP



## INCOME

2022

2021

### Support & Revenue

Contributions	\$166,039	\$188,452
Fiscal Agent Fees	\$316,631	\$43,665
Grants	\$5,954,715	\$4,591,767
In-Kind Donations		\$98,659
United Way Designations and Allocation	\$328	\$3,569
Program Fees, Subsidies, Childcare	\$1,004,250	\$770,290
Fundraising Events	\$4,420	\$4,462
Rent & Other Income	\$561	\$1,930
Investment Income	\$99,519	\$82,718
<b>Total Support &amp; Revenue</b>	<b>\$7,546,463</b>	<b>\$5,785,512</b>

## EXPENSES

Program Services	\$3,158,267	\$4,129,508
Management & General	\$3,151,121	\$2,109,703
<b>Total Expenses</b>	<b>\$6,309,388</b>	<b>\$6,239,211</b>

## OTHER GAINS

Construction Grants		\$2,704,024
Gains (Losses) on Investments	-\$928,976	\$623,830
<b>Total Other Gains (Losses)</b>	<b>-\$928,976</b>	<b>\$3,327,854</b>

<b>Total Change in Net Assets</b>	<b>\$308,099</b>	<b>\$2,874,155</b>
<b>Net Assets, Beginning of Year</b>	<b>\$15,884,477</b>	<b>\$13,010,322</b>
<b>Net Assets, End of Year</b>	<b>\$16,192,576</b>	<b>\$15,884,477</b>